



AUTOMATIC RELEASE FOR MULTIPORK



Length x height, in-position: 340mm x 150mm



Length x height, out-position: 420mm x 160mm



Control box for manual section-wise opening of volume dispensers.

Height x width: 110mm x 75mm

SKIOLD MAKES THE DIFFERENCE!

Automatic release and manual control is used connected with SKIOLD MultiPork control unit for dry feed. The release is fastened to the feed tube with U-clamps or mounted onto the wall with wood screws. The actuator has a built-in end stop in the outer positions and manual activation of the release takes place via changeover switch.

Operating voltage	24V AC/DC, Trafo/current supply to be mounted externally. Cable length 2100 mm
Compressive force	Max. 750N
Power consumption	1.8A at full load
Stroke length	130mm
Protection class	IP66
Pre-set deflect. time	10 sec.

Max. number of vol. disp. Type SKIOLD max. 50 pieces - but this is intended as a guide. An individual evaluation of the compressive required force must always be made as the build-up of the release system itself, the make and layout of volume dispenser and the consistency of the feed has great influence.

Operation situation Switch is positioned so that the control lamp is lightening to show that the actuator is controlled by the PLC program of the MultiPork control unit. Possibility of controlling all the actuator of a system at the same time via the MultiPork controller.

Manual program flow See the explanation on the back page / page 2 in the data sheet.

Disconnecting Switch is positioned so the control lamp is off to indicate that the actuator is disconnected from automatic release. The actuator can still be operated manually, and the position of the actuator can be surveyed by the MultiPork so that feed cannot be filled into open volume dispensers.




SKIOLDGROUP

Manual program flow

The release unit has 3 ways of functionality, depending on the time length of activation:

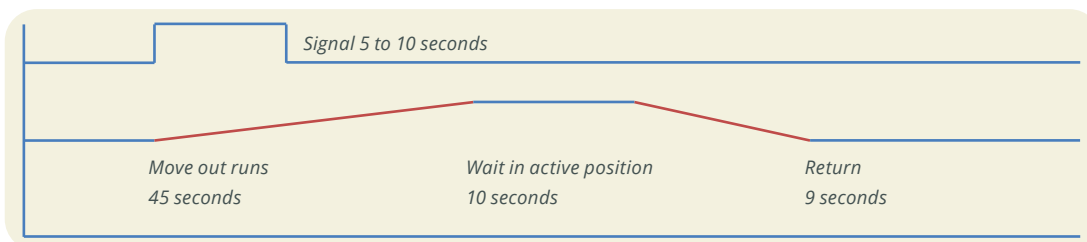
1. Short signal less than 5 seconds:

The unit starts moving out at the start of activation. Move out runs for 45 seconds. Wait 4,5 minutes, and returns in 9 seconds.



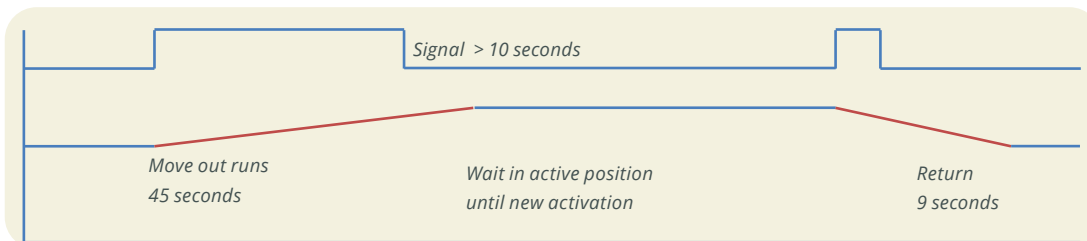
2. Signal length between 5 and 10 seconds:

The unit starts moving out at the start of activation. Move out runs for 45 seconds. Wait 10 seconds, and returns in 9 seconds.

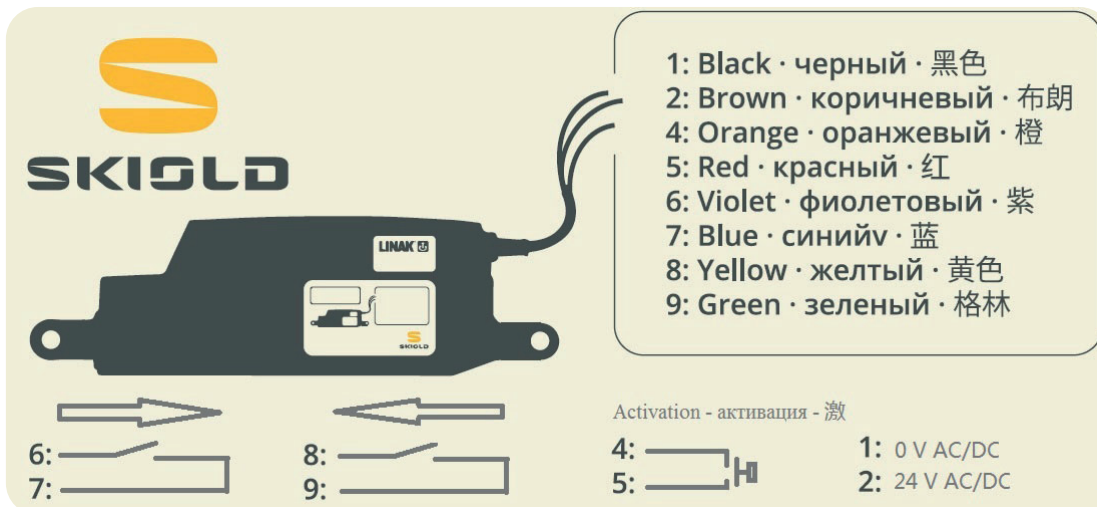


3. Long signal more than 10 seconds:

The unit starts moving out at the start of activation. Move out runs for 45 seconds. Wait until new signal is given.



WIRING DIAGRAM:



ITEM NUMBER	DESCRIPTION
140601000650	Release, automatic, for MultiPork
140601000640	Control box for section-wise feed release
140609000096	Trafo 230VAC / 24VAC, 200VA

ITEM NO.	SPARE PART
140614000016	Actuator for releaser